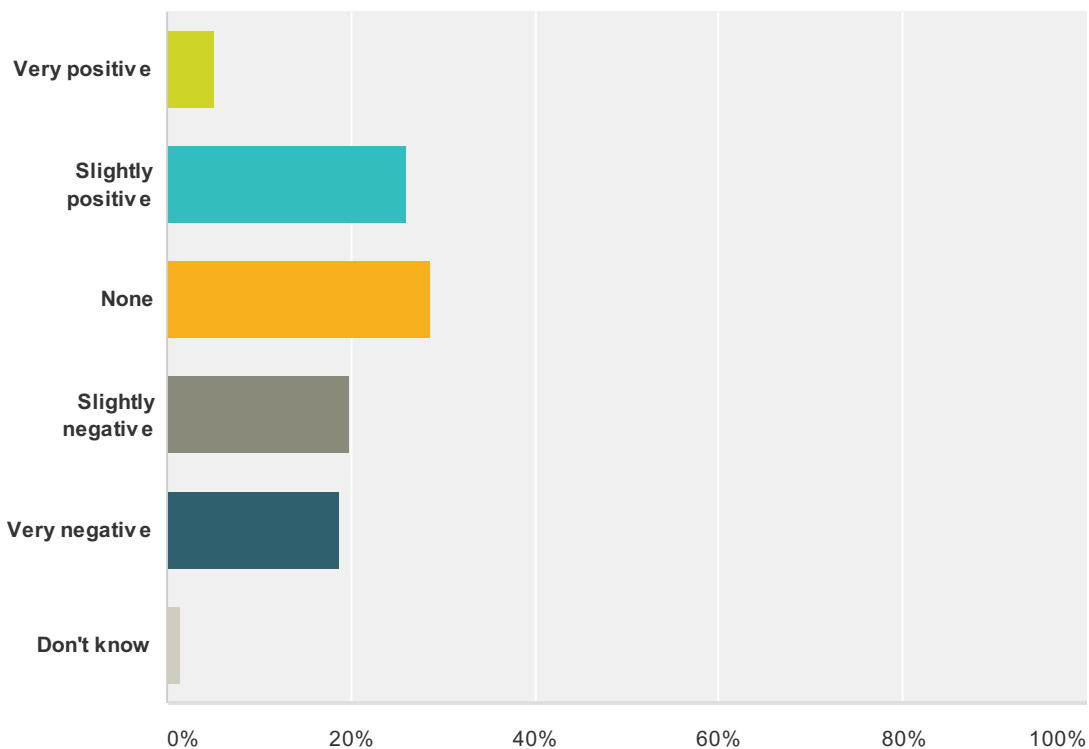


### Q1 What impact do you think the government's academisation policies have had on overall standards of education?

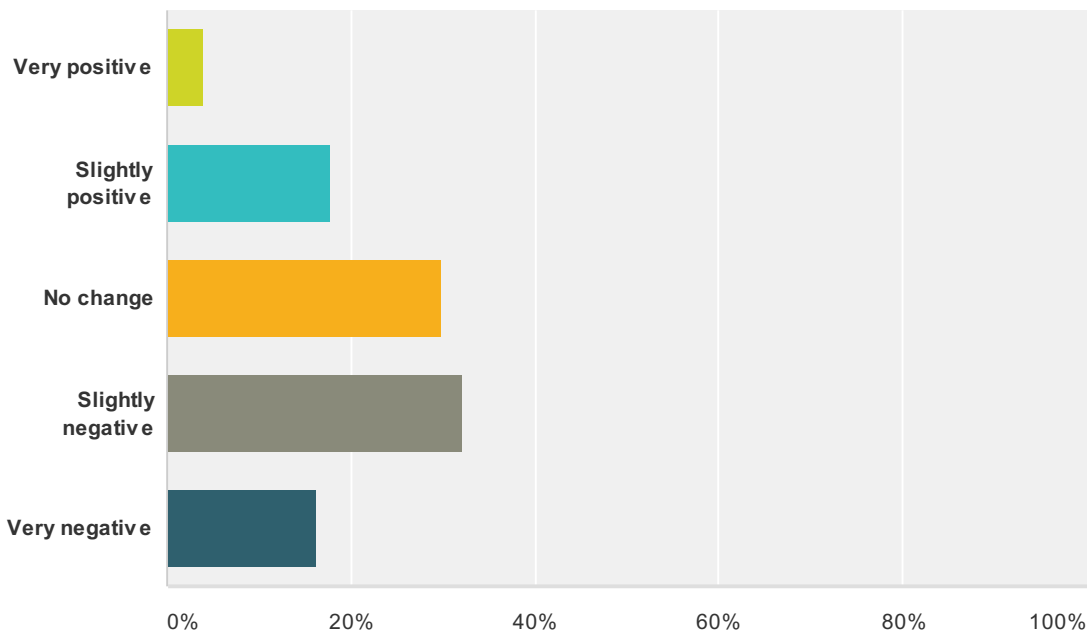
Answered: 898 Skipped: 3



Answer Choices	Responses
Very positive	5.23% 47
Slightly positive	26.06% 234
None	28.62% 257
Slightly negative	19.82% 178
Very negative	18.71% 168
Don't know	1.56% 14
<b>Total</b>	<b>898</b>

## Q2 What impact do you think the overhaul of teacher training, and particularly the launch of Schools Direct, has had on the quality of teachers entering the profession?

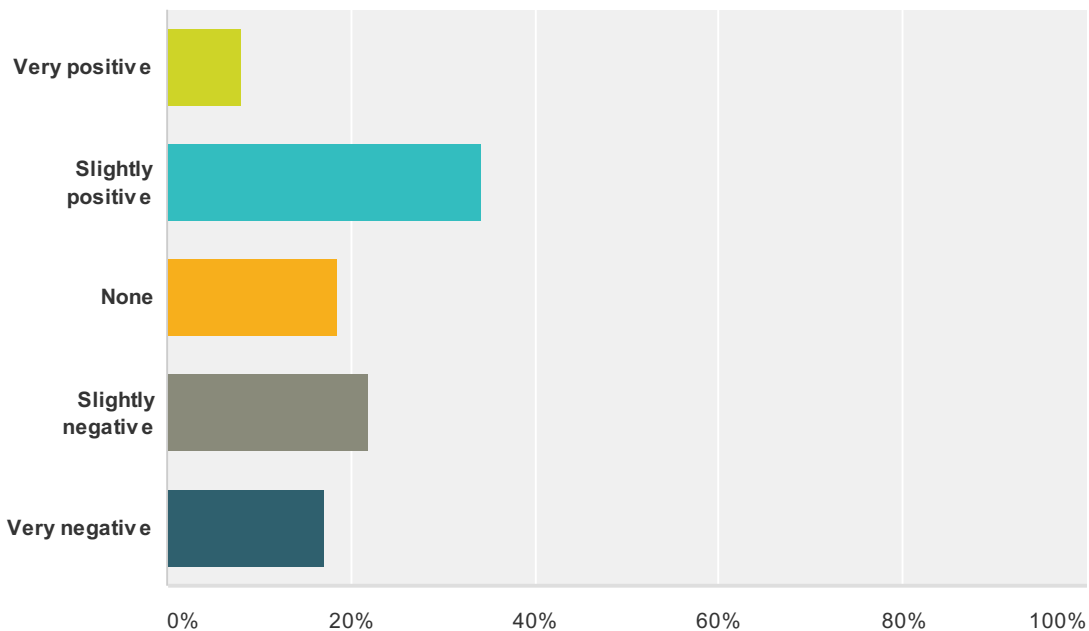
Answered: 889 Skipped: 12



Answer Choices	Responses
Very positive	3.94% 35
Slightly positive	17.77% 158
No change	29.92% 266
Slightly negative	32.06% 285
Very negative	16.31% 145
<b>Total</b>	<b>889</b>

### Q3 What impact will the government's move to allow schools to tie teachers' pay more closely with performance have?

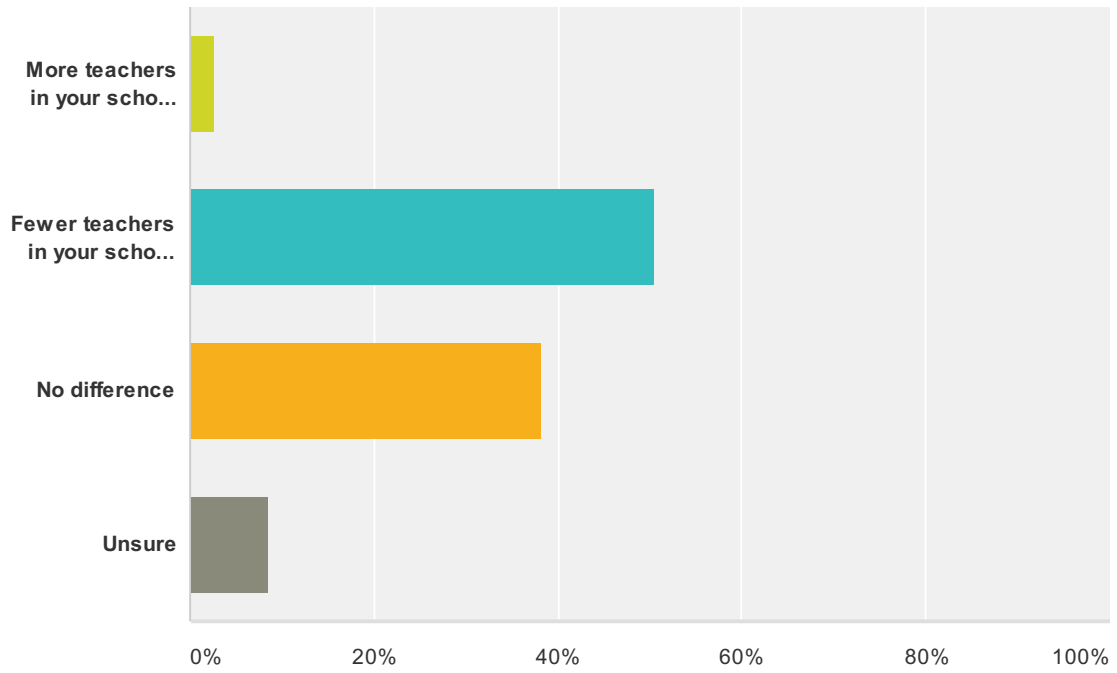
Answered: 892 Skipped: 9



Answer Choices	Responses
Very positive	8.07% 72
Slightly positive	34.30% 306
None	18.50% 165
Slightly negative	21.97% 196
Very negative	17.15% 153
<b>Total</b>	<b>892</b>

### Q4 As a result of changes to performance management, do you expect:

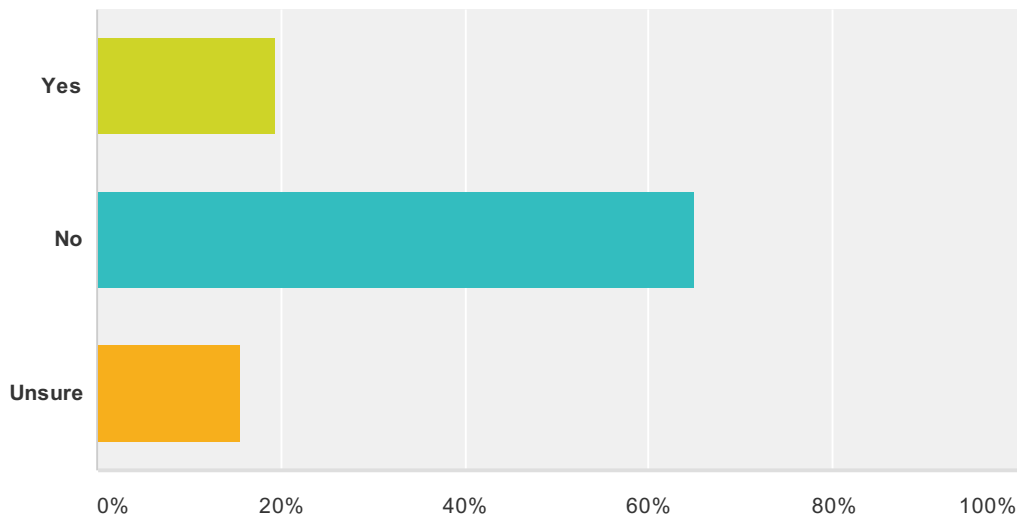
Answered: 894 Skipped: 7



Answer Choices	Responses
More teachers in your school will continue up the pay scale	2.68% 24
Fewer teachers in your school will continue up the pay scale	50.56% 452
No difference	38.14% 341
Unsure	8.61% 77
<b>Total</b>	<b>894</b>

**Q5 Do you have confidence in Ofsted overall to make accurate, reliable judgments about the quality of schools and colleges?**

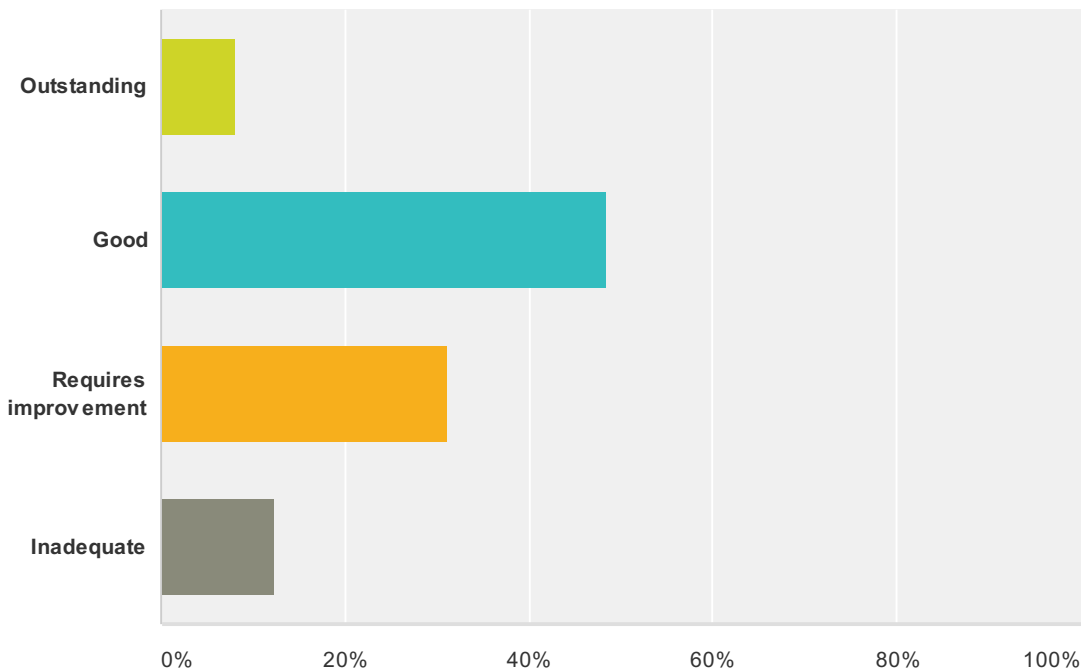
Answered: 890 Skipped: 11



Answer Choices	Responses
Yes	19.44% 173
No	64.94% 578
Unsure	15.62% 139
<b>Total</b>	<b>890</b>

### Q6 In your most recent Ofsted inspection, what is your view of effectiveness of the inspection team?

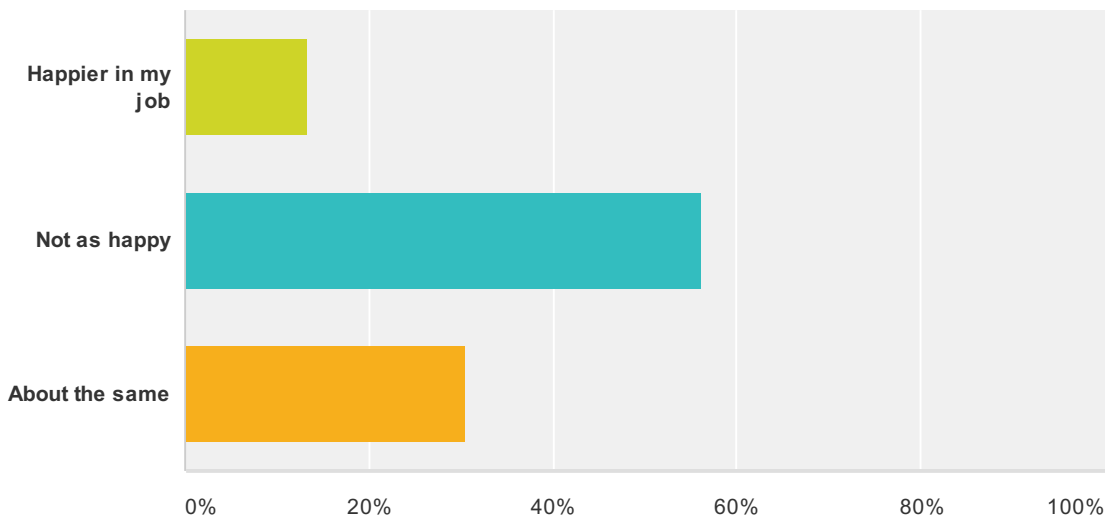
Answered: 873 Skipped: 28



Answer Choices	Responses
Outstanding	8.13% 71
Good	48.45% 423
Requires improvement	31.16% 272
Inadequate	12.26% 107
<b>Total</b>	<b>873</b>

### Q7 Compared to 12 months ago, I am:

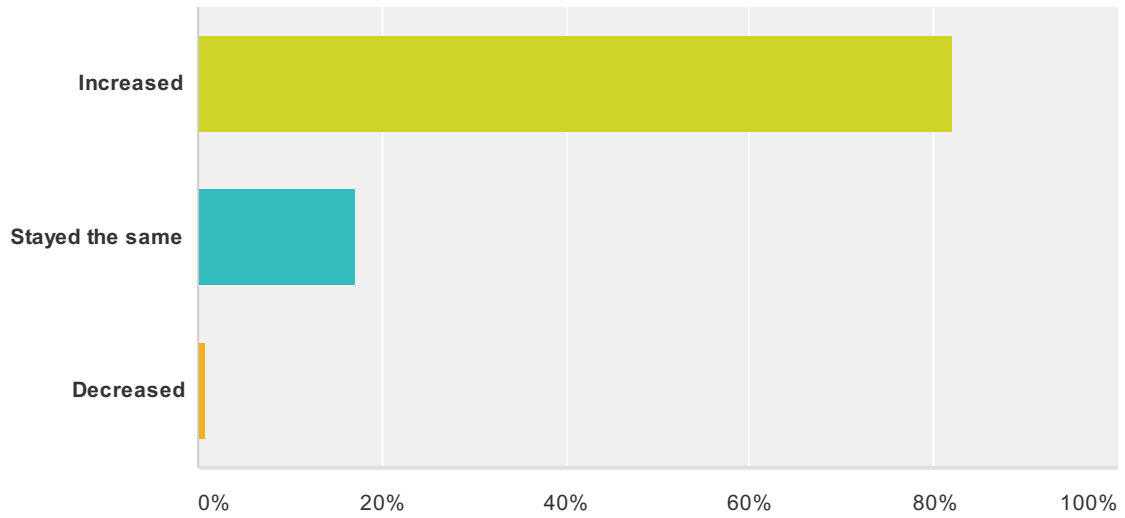
Answered: 889 Skipped: 12



Answer Choices	Responses
Happier in my job	13.39% 119
Not as happy	56.13% 499
About the same	30.48% 271
<b>Total</b>	<b>889</b>

### Q8 Over the last 12 months, my workload has:

Answered: 889 Skipped: 12

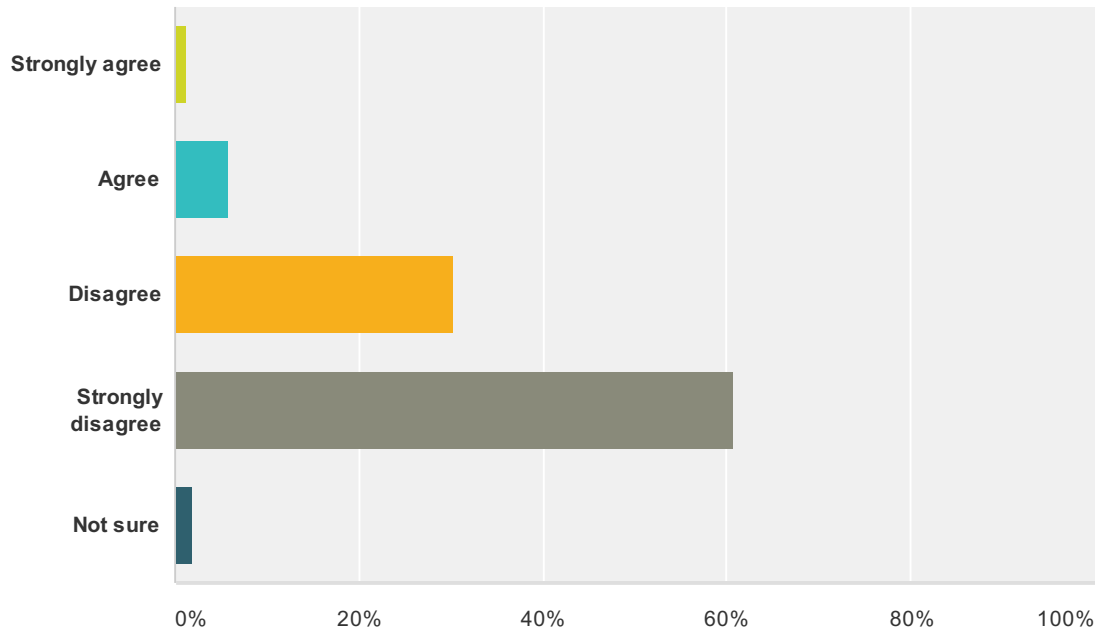


Answer Choices	Responses
Increased	82.00% 729
Stayed the same	17.21% 153
Decreased	0.79% 7
<b>Total</b>	<b>889</b>



### Q9 The government is supportive of the teaching profession.

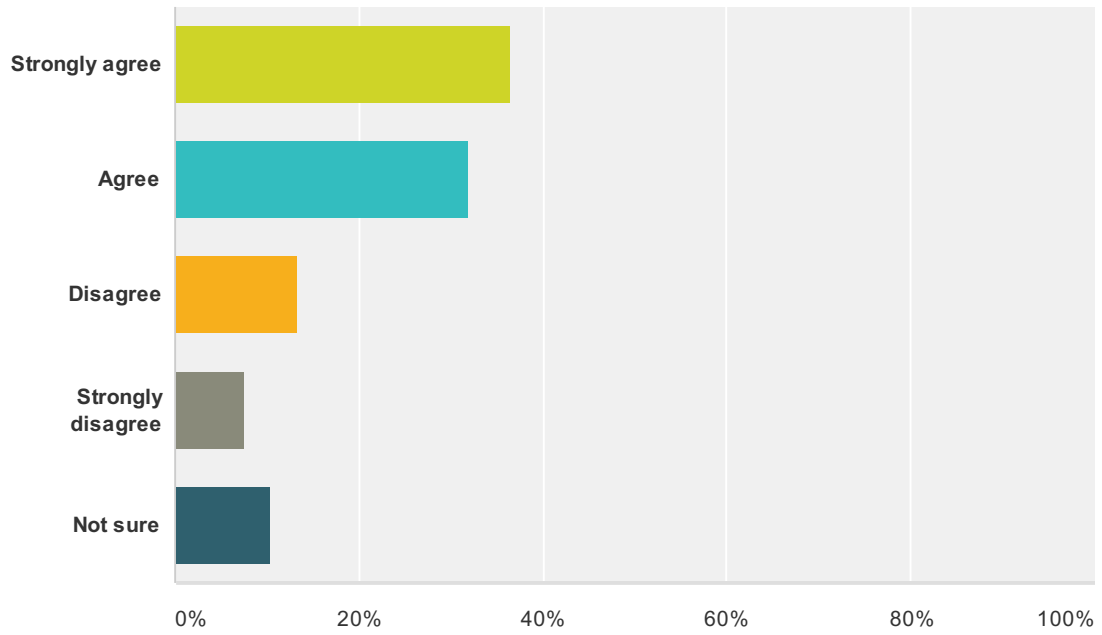
Answered: 897 Skipped: 4



Answer Choices	Responses	
Strongly agree	1.23%	11
Agree	5.91%	53
Disagree	30.32%	272
Strongly disagree	60.76%	545
Not sure	1.78%	16
<b>Total</b>		<b>897</b>

### Q10 I am considering leaving the profession before normal retirement age.

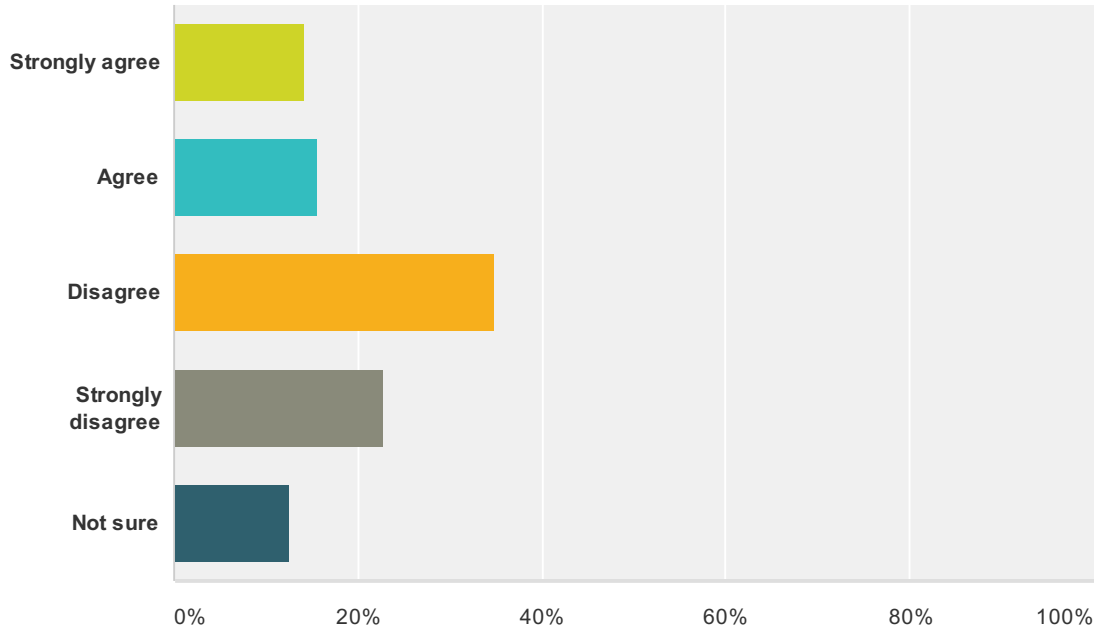
Answered: 884 Skipped: 17



Answer Choices	Responses	Count
Strongly agree	36.54%	323
Agree	32.01%	283
Disagree	13.46%	119
Strongly disagree	7.58%	67
Not sure	10.41%	92
<b>Total</b>		<b>884</b>

### Q11 I am actively planning to leave the profession.

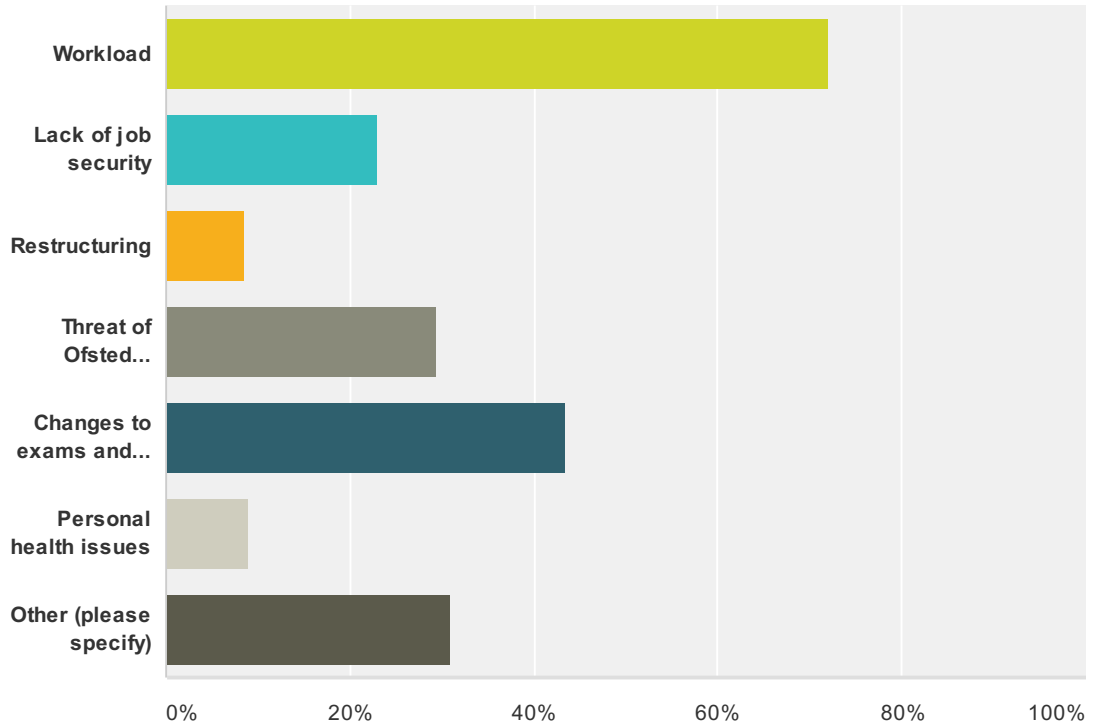
Answered: 885 Skipped: 16



Answer Choices	Responses	
Strongly agree	14.24%	126
Agree	15.59%	138
Disagree	34.92%	309
Strongly disagree	22.71%	201
Not sure	12.54%	111
<b>Total</b>		<b>885</b>

### Q12 If you are planning to leave the profession or take early retirement, which of these factors contributed to your decision:

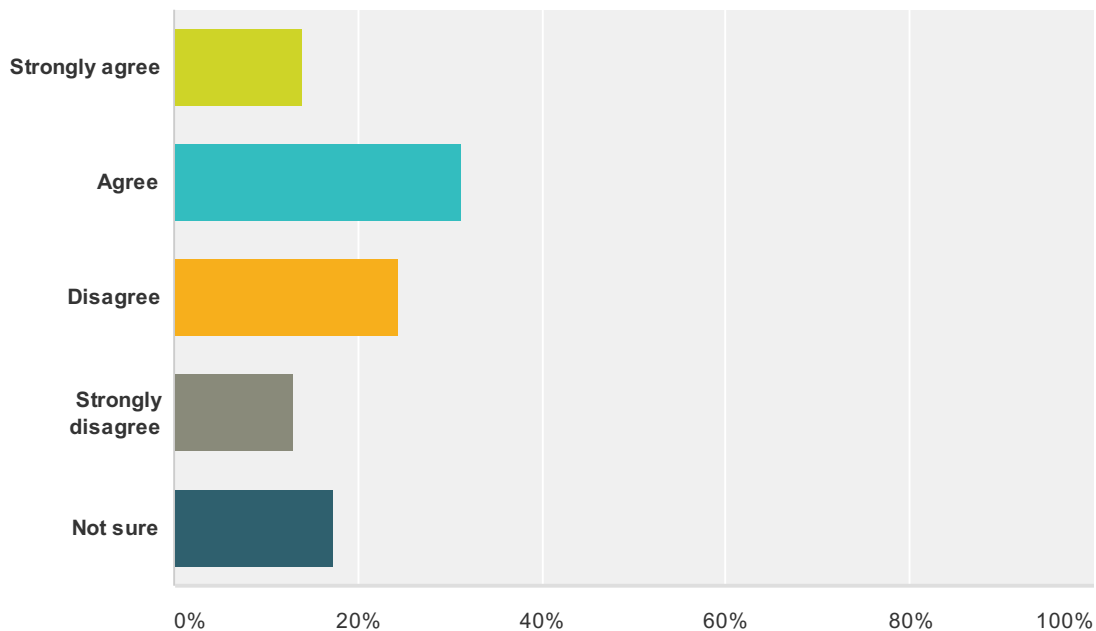
Answered: 599 Skipped: 302



Answer Choices	Responses
Workload	72.12% 432
Lack of job security	22.87% 137
Restructuring	8.51% 51
Threat of Ofsted inspection	29.38% 176
Changes to exams and curriculum	43.41% 260
Personal health issues	9.02% 54
Other (please specify)	30.88% 185
<b>Total Respondents: 599</b>	

### Q13 (If you are a head or principal) Would you recommend the role of head/principal to your colleagues?

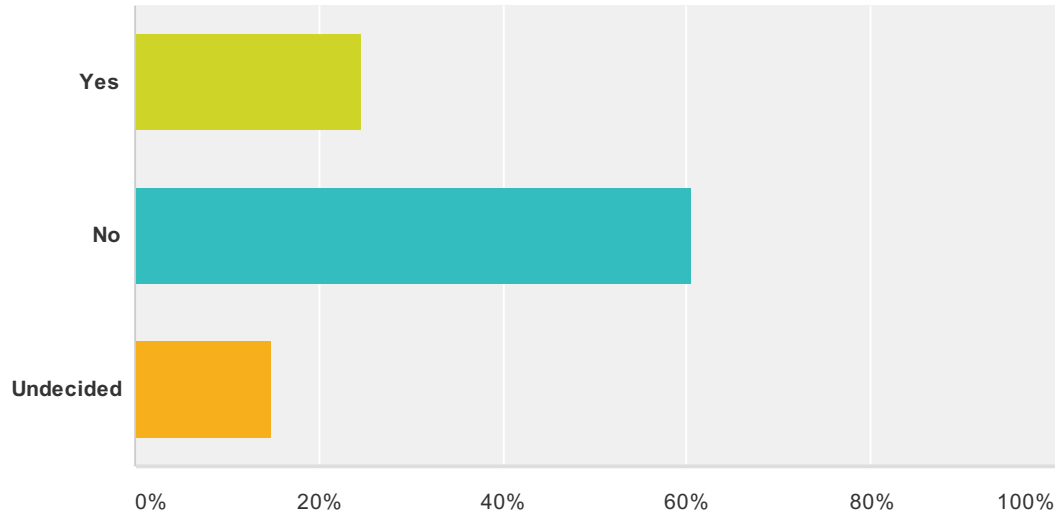
Answered: 419 Skipped: 482



Answer Choices	Responses
Strongly agree	14.08% 59
Agree	31.26% 131
Disagree	24.34% 102
Strongly disagree	12.89% 54
Not sure	17.42% 73
<b>Total</b>	<b>419</b>

**Q14 (If you are a deputy or assistant head or vice principal) Are you considering applying for a headship/principal post in the next few years?**

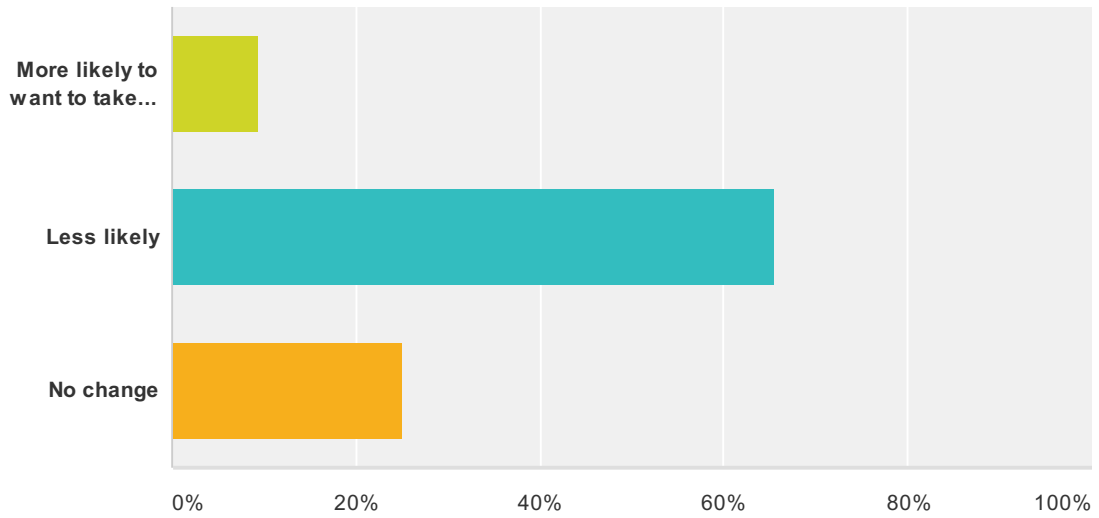
Answered: 513 Skipped: 388



Answer Choices	Responses	
Yes	24.56%	126
No	60.62%	311
Undecided	14.81%	76
<b>Total</b>		<b>513</b>

### Q15 (If you are a deputy or assistant head or vice principal) Are you:

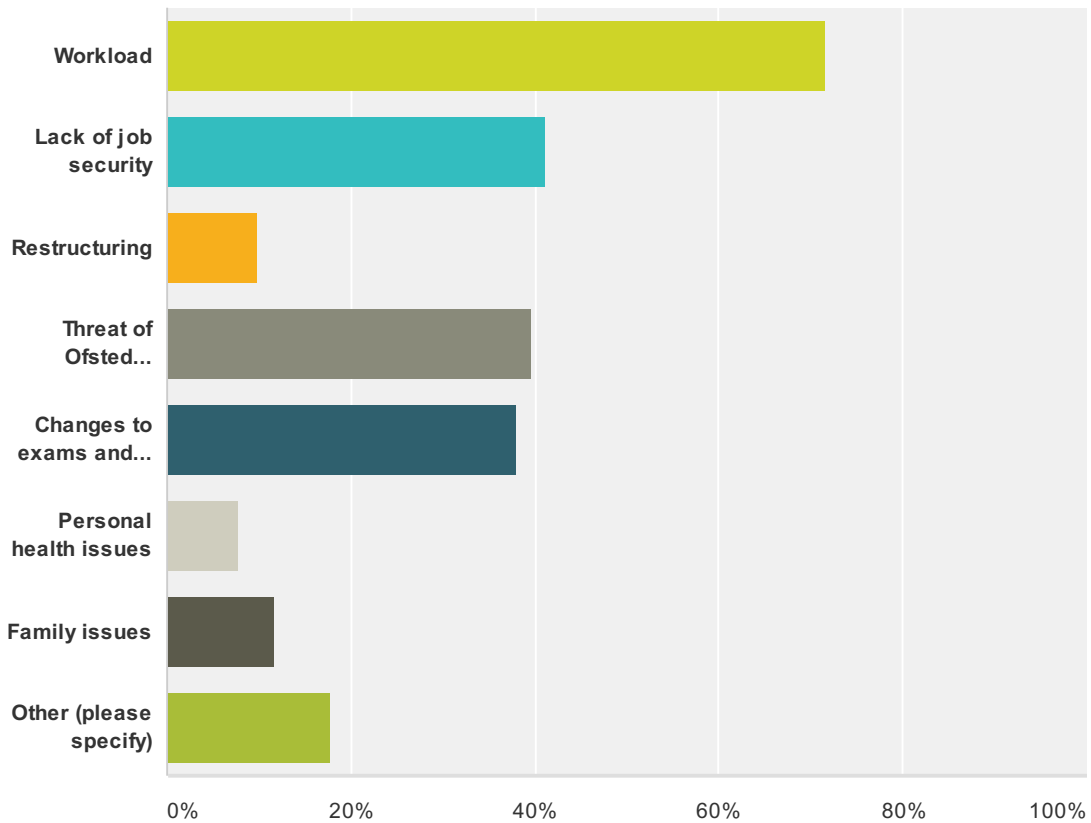
Answered: 515 Skipped: 386



Answer Choices	Responses	
More likely to want to take on head/principal role than 12 months ago	9.32%	48
Less likely	65.63%	338
No change	25.05%	129
<b>Total</b>		<b>515</b>

**Q16 If you answered no to the previous questions, which of these factors contributed to your decision:**

Answered: 416 Skipped: 485

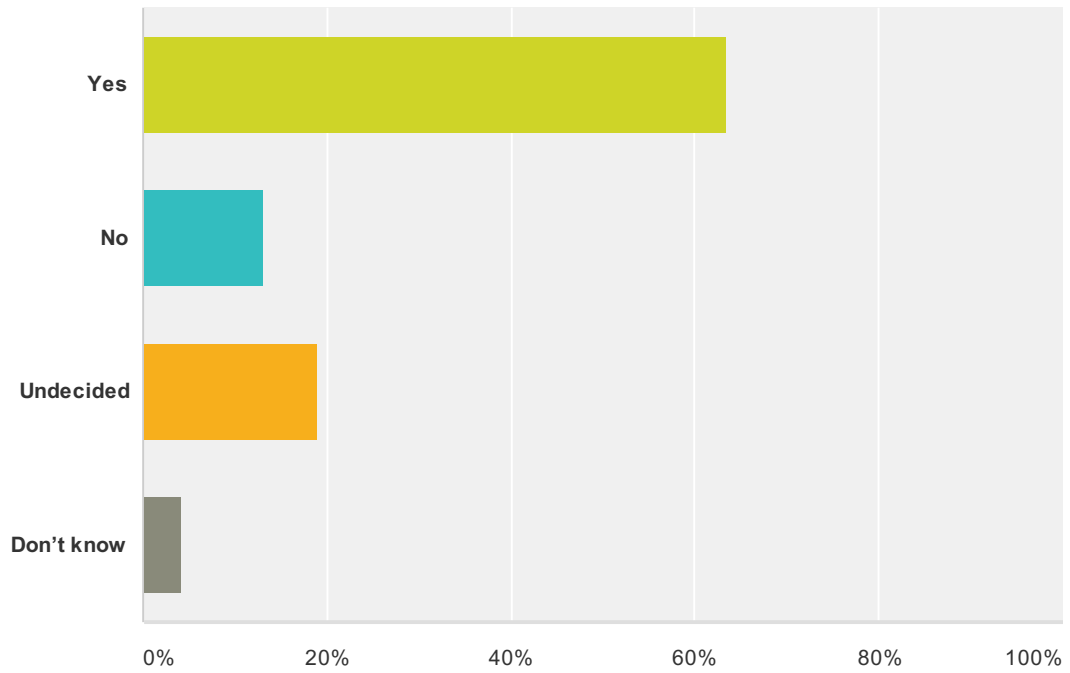


Answer Choices	Responses
Workload	71.63% 298
Lack of job security	41.11% 171
Restructuring	9.86% 41
Threat of Ofsted inspection	39.66% 165
Changes to exams and curriculum	37.98% 158
Personal health issues	7.69% 32
Family issues	11.78% 49
Other (please specify)	17.79% 74
<b>Total Respondents: 416</b>	



### Q17 Is your school intending to revise its KS3 curriculum in 2014 in English, maths and science?

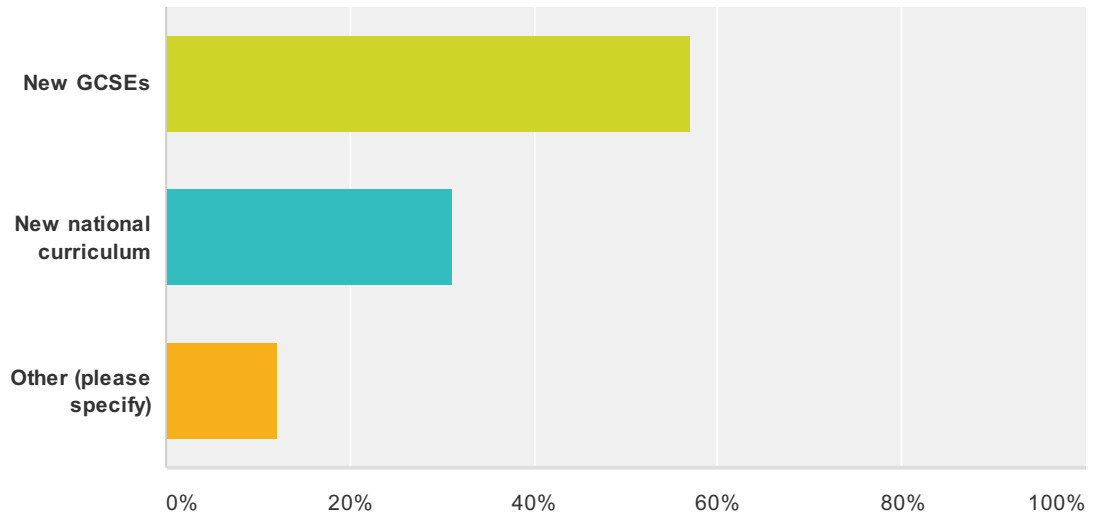
Answered: 876 Skipped: 25



Answer Choices	Responses
Yes	63.47% 556
No	13.24% 116
Undecided	19.06% 167
Don't know	4.22% 37
<b>Total</b>	<b>876</b>

### Q18 If yes, what is the main driver for this change?

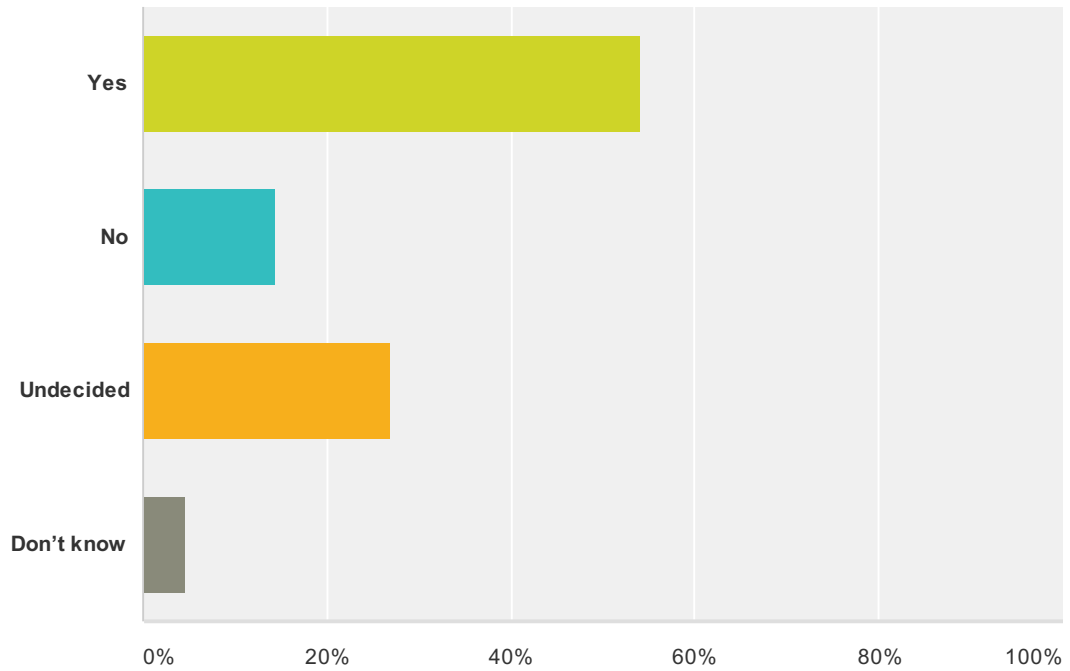
Answered: 616 Skipped: 285



Answer Choices	Responses
New GCSEs	56.98% 351
New national curriculum	31.01% 191
Other (please specify)	12.01% 74
<b>Total</b>	<b>616</b>

### Q19 Are you intending to revise your KS3 curriculum in subjects other than the core?

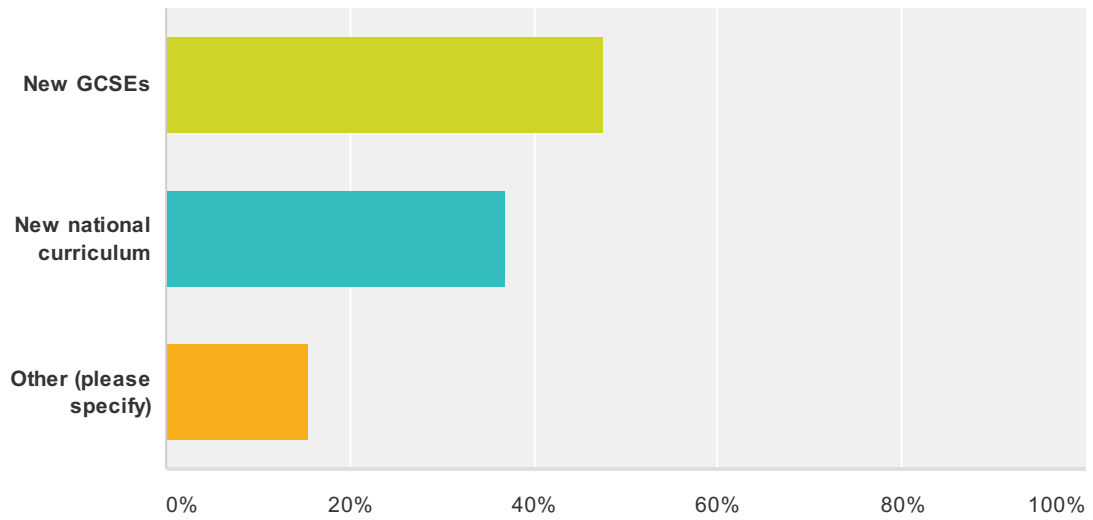
Answered: 864 Skipped: 37



Answer Choices	Responses
Yes	54.05% 467
No	14.47% 125
Undecided	26.85% 232
Don't know	4.63% 40
<b>Total</b>	<b>864</b>

### Q20 If yes, what is the main driver?

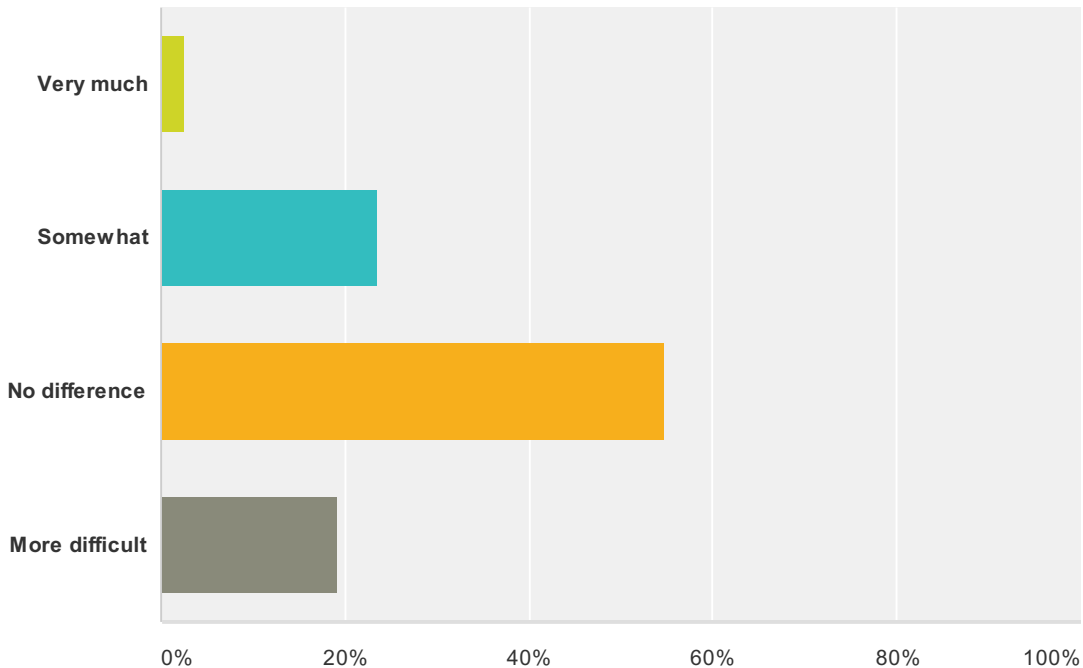
Answered: 524 Skipped: 377



Answer Choices	Responses	Count
New GCSEs	47.52%	249
New national curriculum	37.02%	194
Other (please specify)	15.46%	81
<b>Total</b>		<b>524</b>

**Q21 To what extent does the new national curriculum enable teachers to introduce greater rigour and challenge as the rationale for the change suggests?**

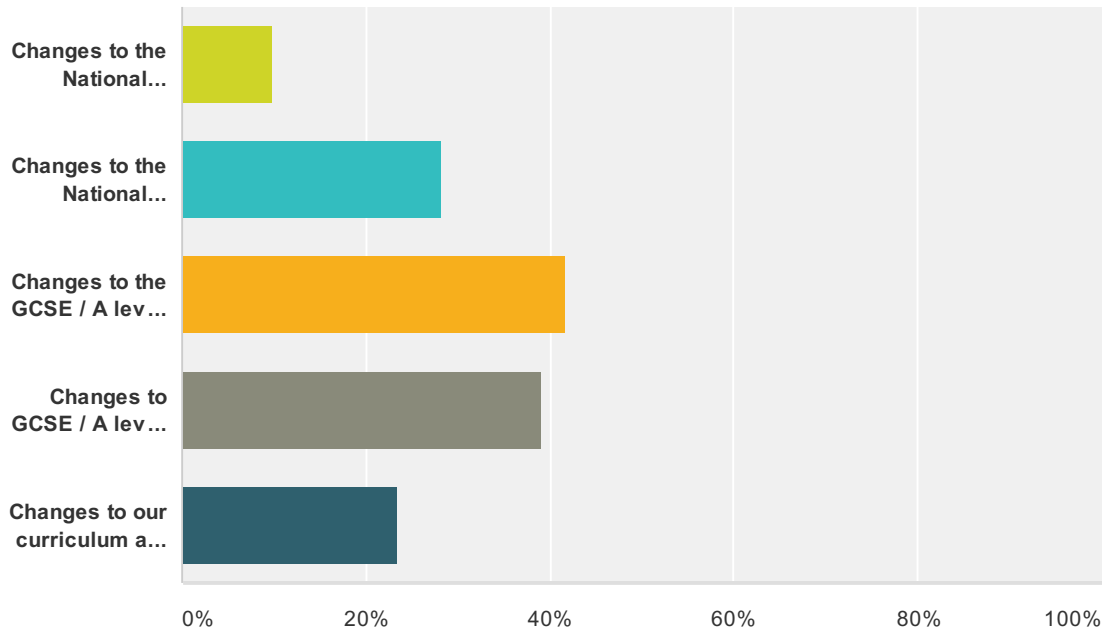
Answered: 858 Skipped: 43



Answer Choices	Responses
Very much	2.56% 22
Somewhat	23.66% 203
No difference	54.66% 469
More difficult	19.11% 164
<b>Total</b>	<b>858</b>

**Q22 Of the following statements, please tick those that most apply to your school:**

Answered: 873 Skipped: 28



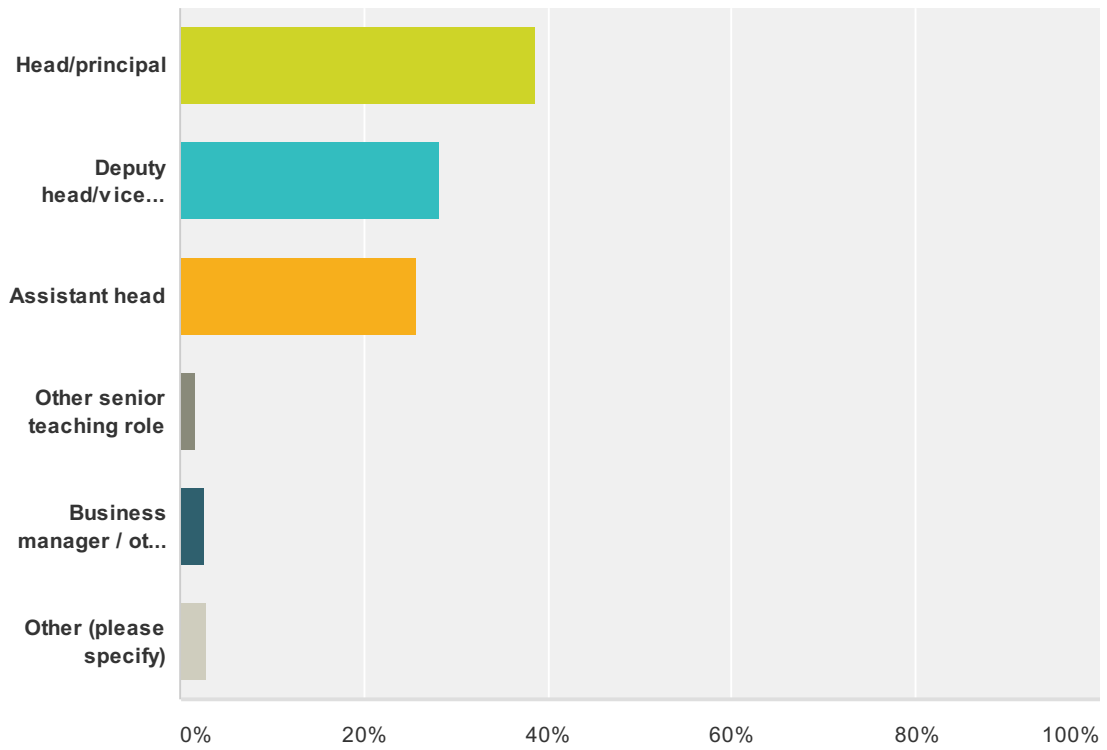
Answer Choices	Responses
Changes to the National Curriculum are driving changes to our school curriculum	<b>9.74%</b> 85
Changes to the National Curriculum are influencing changes to our school curriculum	<b>28.18%</b> 246
Changes to the GCSE / A level are driving changes to our school curriculum	<b>41.70%</b> 364
Changes to GCSE / A level are influencing changes to our school curriculum	<b>38.95%</b> 340
Changes to our curriculum are driven by our own vision and ethos – national curriculum and qualification changes have little influence	<b>23.48%</b> 205
<b>Total Respondents: 873</b>	

**Q23 Do you have any comments you'd like to make related to any part of the survey?**

Answered: 234 Skipped: 667

### Q24 What is your role?

Answered: 893 Skipped: 8

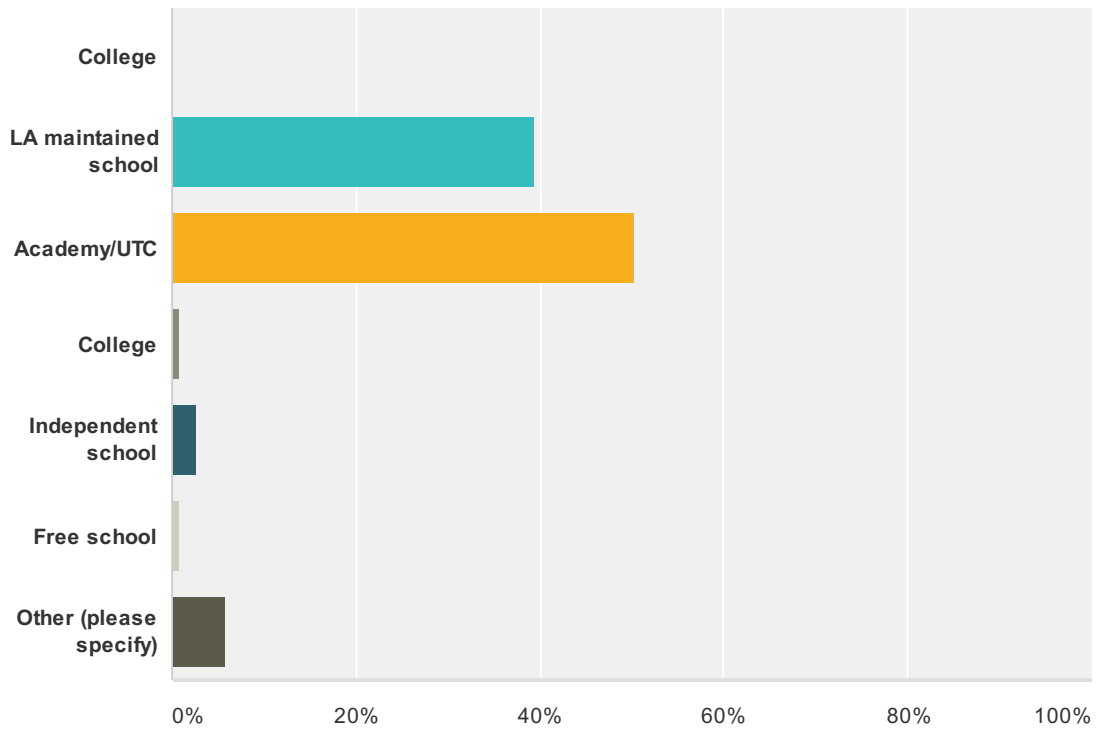


Answer Choices	Responses	
Head/principal	38.63%	345
Deputy head/vice principal	28.22%	252
Assistant head	25.64%	229
Other senior teaching role	1.68%	15
Business manager / other senior support staff role	2.80%	25
Other (please specify)	3.02%	27
<b>Total</b>		<b>893</b>



### Q25 Do you work in an:

Answered: 894 Skipped: 7



Answer Choices	Responses
College	0% 0
LA maintained school	39.37% 352
Academy/UTC	50.22% 449
College	0.89% 8
Independent school	2.80% 25
Free school	0.78% 7
Other (please specify)	5.93% 53
<b>Total</b>	<b>894</b>